



- Color and decorate your shape and then cut it out along the dotted line. Use two pencils, pens or straws and tape them on either side
- Take a photo with these photo props and share with us in social media using #schoolchoice or #SchoolChoiceWeek



- Color and decorate your shape and then cut it out along the dotted line. Use two pencils, pens or straws and tape them on either side
- Take a photo with these photo props and share with us in social media using #schoolchoice or #SchoolChoiceWeek

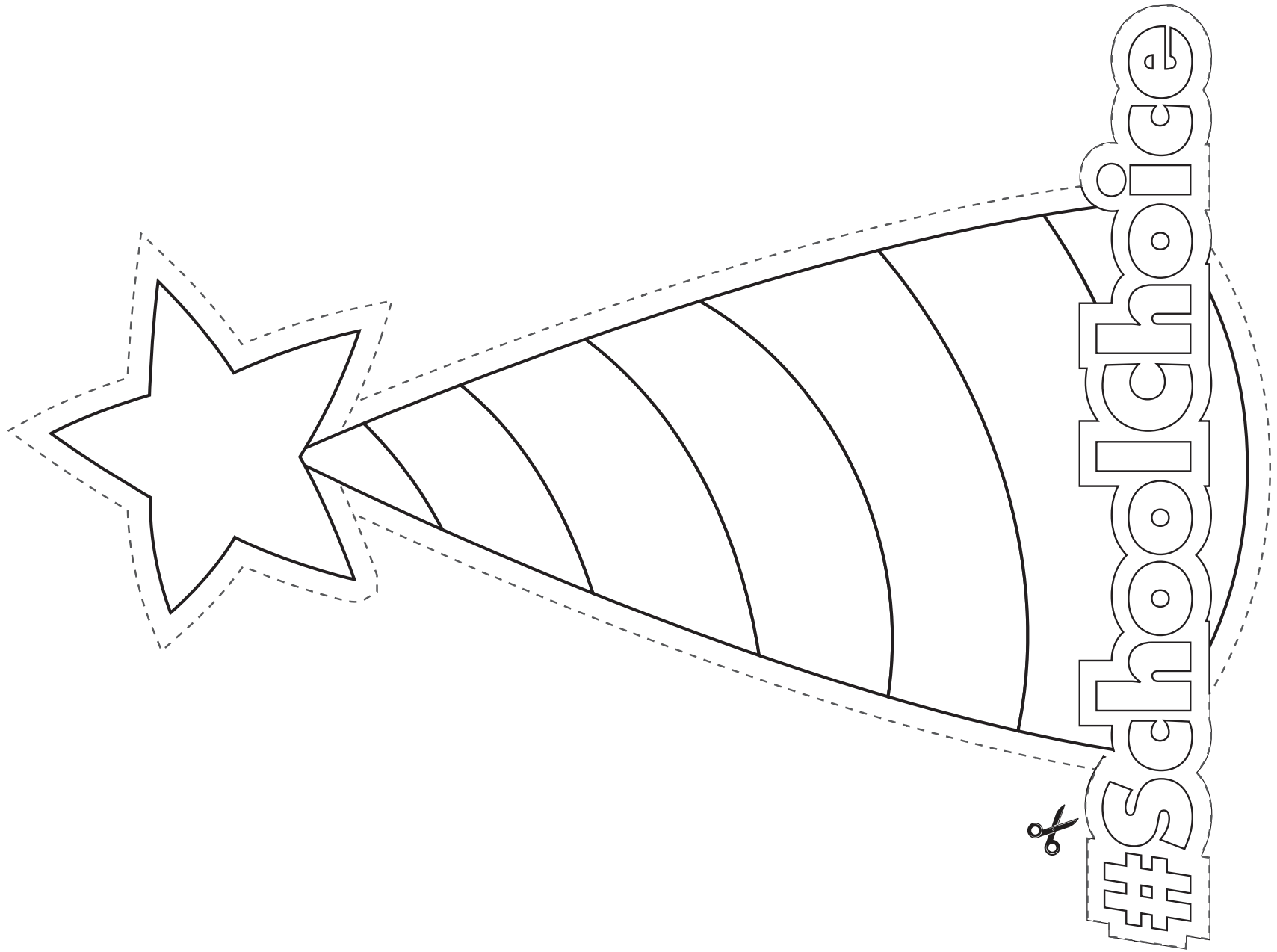


- Color and decorate your shape and then cut it out along the dotted line. Use two pencils, pens or straws and tape them on either side
- Take a photo with these photo props and share with us in social media using #schoolchoice or #SchoolChoiceWeek



THIS TEACHER LOVES  
#SCHOOLCHOICE

- Color and decorate your shape and then cut it out along the dotted line. Use two pencils, pens or straws and tape them on either side
- Take a photo with these photo props and share with us in social media using #schoolchoice or #SchoolChoiceWeek



- Color and decorate your shape and then cut it out along the dotted line. Use two pencils, pens or straws and tape them on either side
- Take a photo with these photo props and share with us in social media using #schoolchoice or #SchoolChoiceWeek

#SchoolChoiceWeek

schoolchoiceweek.com